


Technical Data Sheet

Item # Z-4607



Heavy-Duty Beveled Fixed Panel Clamp

GLASS REQUIREMENTS:

- 3/8" (10mm) Tempered Glass
- 1/2" (12mm) Tempered Glass


SPECIFICATIONS:

- Solid brass body and clear polyurethane gaskets
- Screws and gaskets included
- Glass cut-out required

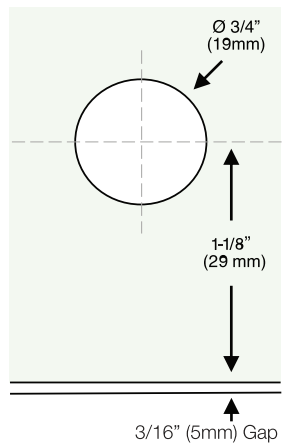
CARES:

- Can be cleaned with water and a soft cloth
- Use of harsh or abrasive cleaners may harm finish and will void the warranty.
- Do not use power tools when installing or spray lubricant

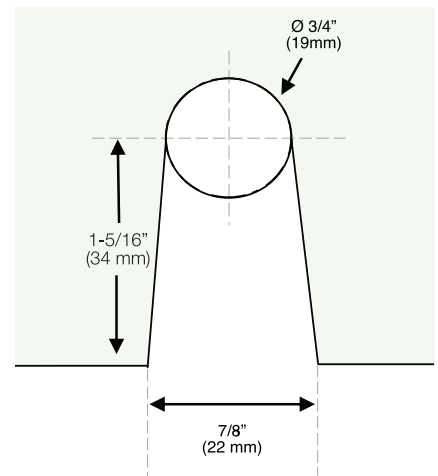
AVAILABLE FINISHES:



HOLE-IN-GLASS



FINGER NOTCH GLASS CUT-OUT



Rev May 2022